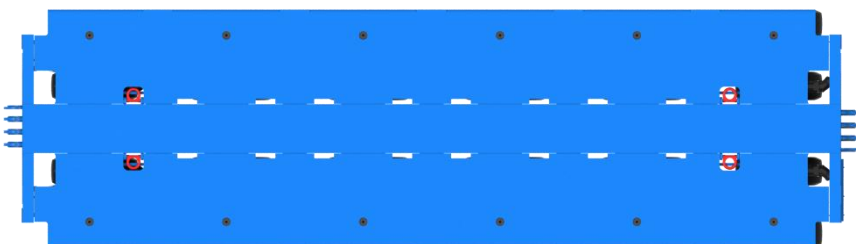
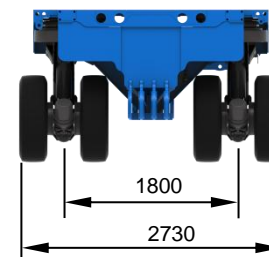
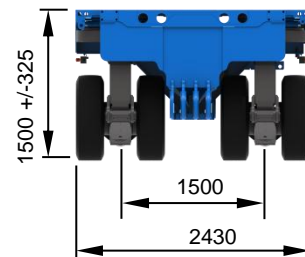
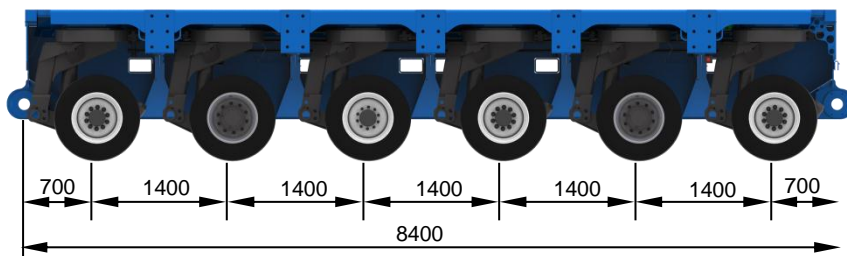


## Heavy-Duty Module

PST/ES-E 6 - 12x04 [285]

### Technical Data Sheet:

- longitudinally and laterally combinable bogie module
- box-shaped center frame with integrated air tanks
- high point load capacity on center frame and closed chassis outer fields
- in front and at rear bolt-ear-coupling for longitudinal combinations
- pendular wheelsets mounted onto the chassis by means of ball bearing slewing rings
- turning activation by hydraulic worm-gear drives
- hydrostatic drive integrated into the wheel set
- tires 285/70 R 19.5 (4 pieces per axle line)
- hydraulic axle stroke +/- 325 mm
- two different tracks/widths possible
- hose rupture safety valves on all wheelsets
- maximum steering angle +/- 135° in all driving heights
- electronic multiway steering system with various steering modes
- two-line all-wheel air brake and spring-loaded parking brake
- complete fourfold piping for optimum module combinability



Speed [km/h]	Axle Load [kg]	Dead Weight [kg]	Payload [kg]	Traction Force [kN]
0,4	40000	24100	215900	324
0,5	39360	24100	212060	324
2	37680	24100	201980	324
5	34480	24100	182780	324
10	29600	24100	153500	324
15	27000	24100	137900	324